




Warm Air Heating, *just got even better*



Introducing the all-new **WarmCair Warm Air Heaters** with Integrated Domestic Hot Water, from Johnson & Starley Ltd Europe's leading manufacturer of warm air heating solutions.

www.johnsonandstarley.co.uk



The all-new range of WarmCair DW heaters.

Designed to offer cutting-edge comfort and efficiency for your space. Among the exciting additions to this line-up is the WarmCair C25DW, a model that enhances performance and innovation. With its advanced features and sleek design, the C25DW is sure to meet the needs of any modern home or office, providing consistent warmth and a more energy-efficient solution for everyday heating.

Whats New

- Combustion Fan
- Heat exchanger
- Gas valve
- PCB board

All upgraded components, including the heat exchanger have been standardised across our entire product range. This ensures a streamlined list of spares.

The Electrical display and PCB Controls have undergone updates to provide a more intuitive and user-friendly interface.

Experience the ultimate in versatility with the combined WarmCair Condensing Range.



Benefits:

- Hydrogen Blend Compatibility: Future-proof your system with seamless integration for hydrogen blend fuels.
- Up to 28% Fuel Savings: Cut your fuel bills by up to 28%, driving significant cost-efficiency.
- Enhanced Thermal Efficiency (up to 28%): Boost your energy savings with improved thermal performance for even greater value.
- Lower Electricity Costs: Benefit from additional savings thanks to advanced EC Technology, optimising energy use.
- Summer Air Circulation Option: Keep your space comfortable year-round with optional summer air circulation.
- Optional 'Cleanflow' Filtration: Enhance air quality with the Cleanflow electronic air filtration system.
- Reliable 5-Year Guarantee: Peace of mind with our comprehensive 5-year guarantee – Years 1-2 cover parts & labour, and Years 3-5 include parts only*.

Features:

- Versatile Flue Options: Flexible installation with multiple flue configurations to suit your needs.
- Innovative Cool Door Technology: Maintain efficiency and safety with our patented Cool Door technology.
- Effortless Installation: Designed for easy, hassle-free installation with minimal disruption.
- Fits on Existing Plenums: No need for extra space – our system fits perfectly on your existing plenum, retaining the same footprint.
- Convenient Flue Gas Access: Quick and easy access to the flue gas analysis test point for seamless maintenance.



The Cleanflow** system is simple yet highly effective electronic air filter.

When your heating system is operating at full capacity, the air in your home passes through the air filter up to six times per hour. This provides an ideal opportunity to purify the air by removing smaller particles, such as pollen, Mould, and cigarette smoke.

This can be added to your heater at the time of installation, ask your installer for more details.

*Subject to Terms and Conditions

** Not available for the WarmCair C25DW

Technical Data	Output kW	Dimensions H x W x D	Flue Diameter
WarmCair C10DW	10.0	1440x316x550	60/100
WarmCair C16DW	16.0	1440x445x515	60/100
WarmCair C20DW	20.0	1440x485x628	60/100
WarmCair C25DW	25.0	1545x485x710	60/100



Johnson & Starley Ltd

Rhosili Road, Brackmills,
Northampton NN4 7LZ

sales@johnsonandstarley.co.uk
customer.support@johnsonandstarley.co.uk
service@johnsonandstarley.co.uk
marketing@johnsonandstarley.co.uk

Reception/Customer Service
01604 762881



In the interest of continuous development Johnson and Starley reserves the right to change specification and or guarantee without prior notice. Johnson and Starley prides itself on its ability to supply spare parts quickly and efficiently.

Condensing Warm Air Central Heating

Downflow and Upflow Models

WarmCair

FEATURES

- ✓ Up to 98% Thermal Efficiency
- ✓ Low Carbon & NOx Emissions
Enhanced electronic control
- ✓ Fully modulating
- ✓ Electronic air cleaner option
- ✓ Room Sealed
- ✓ Available up to 23kW
- ✓ Summer air circulation facility
- ✓ Available either upflow or downflow
Condensing pump included as standard

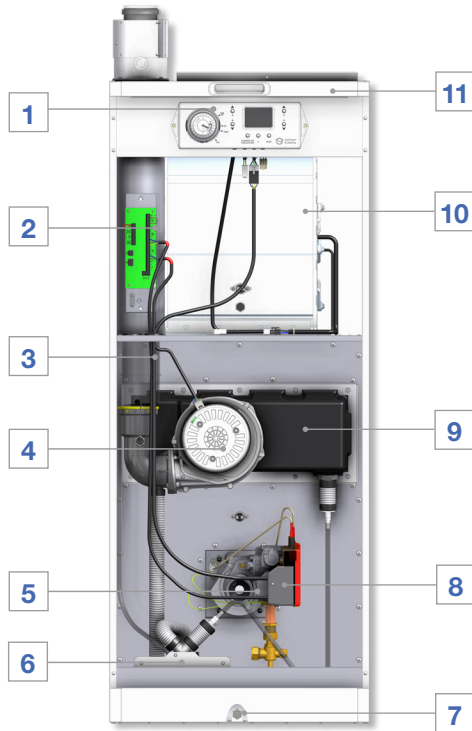
WARMCAIR MODEL RANGE

DOWNFLOW	UPFLOW
C10D	-
C16D	C16U
C26D	-



*2 years Parts and Labour, 3 years parts only

WarmCair C26D Internal view



SINGLE ZONE WIRELESS THERMOSTAT

Taking care of your comfort and helping you save money on your energy bills by allowing you to control your heating schedule, no matter where you are. Ask your installer for more details.

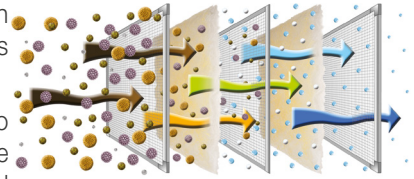


CLEANFLOW ELECTRONIC AIR FILTRATION

With a warm air system, the air within the dwelling passes across the air filters around 6 times per hour.

This presents the perfect opportunity to electronically clean the air and remove smaller particles such as pollen, mould and tobacco smoke.

Ideal for houses with pets, smokers, and people suffering from asthma and other bronchial conditions.



DOWNFLOW MODEL SHOWN

- | | | |
|---------------------------------------|-------------------------------------|---------------------------|
| 1 MMI Control panel with time control | 5 Gas valve/venturi with burner arm | 9 Flue collector box |
| 2 Electrical panel | 6 Integral condensate pump | 10 EC Air circulation fan |
| 3 Sliding flue connector | 7 Duct temperature sensor | 11 Air filter |
| 4 Combustion air fan assembly | 8 ESYS PCB | |

TECHNICAL DATA		Output kW	Dimensions H x W x D	Flue Diameter
DOWNFLOW	C10D	9.0	1200 x 300 x 550	60/100mm
	C16D	15.0	1200 x 400 x 665	60/100mm
	C26D	23.0	1200 x 485 x 665	60/100mm
UPFLOW	C16U	14.0	1200 x 400 x 665	60/100mm

In the interest of continuous development Johnson & Starley reserve the right to change specification and/or guarantee periods without prior notice. To view the full Terms & Conditions of our guarantees please visit our website.